

# MA™ -Series Meters




www.rime.com.mx

Carretera de las Américas 100 Int. 7C1, Col. San Pedro Xalapa, Acatzingo, CDMX CP 02710, México  
 55 2009 01 56  
 55 2009 14 48  
 55 2009 02 08

## MA-4™/MA-5™

MA-4 Meters in Class 10 construction are designed specifically for LPG motor fuel applications (UL Listed):

- Capacity: 30 GPM (115 L/min.)
- Choice of 1 1/2" standard and 2" optional companion flanges. MA-5 Meters in Class 10 construction are designed for LPG truck and high speed LPG motor fuel applications (UL Listed):
- Capacity: 60 GPM (225 L/min.)
- Choice of 1 1/2" standard and 2" optional companion flanges.



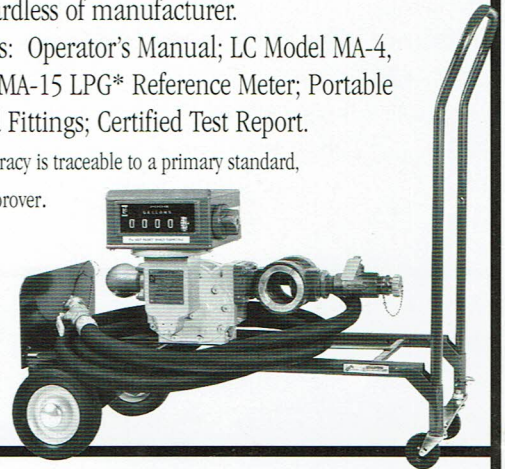
MA-4-CX-10

## LPG Meter Proving Cart

LC's custom-built portable meter cart provides for a quick/easy method to check the accuracy of your LP Gas meters from a flow range of 5 to 200 GPM.

- No Down Time-Simply connect the reference meter inline during normal operation or by recirculation back into the supply tank (Bobtail).
- Portable-Can be handled and operated by one person and easily transported from one location to another.
- Accuracy-Reference meter is calibrated and sealed conforming to NIST Standards. Can be used to check any LPG meter regardless of manufacturer.
- System Includes: Operator's Manual; LC Model MA-4, MA-5, MA-7 or MA-15 LPG\* Reference Meter; Portable Cart, Hoses and Fittings; Certified Test Report.


\* Reference meter accuracy is traceable to a primary standard, certified, volumetric prover.



## MA-7™

MA-7 Meters in Class 10 construction are designed for LPG truck and bulk loading applications (UL Listed):

- Capacity: 100 GPM (380 L/min.)
- Class 12 construction for NH<sub>3</sub> (Anhydrous Ammonia) service available upon request.
- Choice of 2" NPT standard, 1 1/2" optional companion flanges.




MA-7-GY-10

## MA-15™

MA-15 Meters in Class 10 construction are designed for LPG bulk delivery truck and bulk loading applications (UL Listed):

- Capacity: 200 GPM (760 L/min.)
- Standard 3" inlet, 2" outlet with choice of NPT, BSPT or steel welding flange (3" outlet optional).



MA-15-GY-10